


# USE & CARE GUIDE



## Air Purifier

Small, Large and Multi-room Models



An exclamation point within an equilateral triangle is intended to alert user to the presence of important operating and maintenance instructions in the literature accompanying the appliance.



A lightning bolt within an equilateral triangle is intended to alert user to risk of injury from electrical shock.



Please read all of the information provided in this guide before operating your new Airwise Purifier.

## WARNING

The Airwise is not a medical device. Do not stop or alter any medical therapy programs or medications without the advice of your physician. People with pacemakers and other electronic support devices should consult their health care provider before using this appliance.

	<b>CAUTION</b> RISK OF ELECTRICAL SHOCK DO NOT OPEN	
<b>ATTENTION</b>		
<b>CAUTION!</b> TO REDUCE THE RISK OF ELECTRICAL SHOCK, DO NOT REMOVE BOTTOM COVER. NO USER SERVICEABLE PARTS INSIDE. REFER SERVICING TO QUALIFIED SERVICE PERSONNEL.		



This “bolt of lightning” indicates that uninsulated material within the Airwise may cause an electrical shock. To prevent personal injury or electrical shock, do not remove bottom cover.



## IMPORTANT SAFEGUARDS

### *SAVE THESE INSTRUCTIONS*

When using this appliance, basic safety precautions should always be followed to reduce the risk of fire, electrical shock and injury to persons including the following:

1. **A person who has not read and understood all operating and safety instructions is not qualified to operate this appliance.**
2. This Purifier requires no special care other than annual lamp module replacement. If servicing becomes necessary, please contact your authorized dealer or an authorized service facility. **DO NOT** attempt to repair yourself. There are **NO** user serviceable parts. See warranty for service details.

*Safeguards continued*

3. Plug Purifier into a 120 volt electrical outlet only. This Purifier has a polarized plug (one blade is wider than the other). To reduce the risk of electrical shock, the plug will fit into a polarized outlet only one way. If the plug does not fit fully into outlet, reverse plug. If it still does not fit, contact a qualified electrician. **DO NOT** modify plug in any way.
4. If an extension cord must be used, its marked electrical rating should be at least as great as the electrical rating of the Purifier.
5. **DO NOT** allow power cord or extension cord to hang over the edge of a counter or contact hot surfaces. **DO NOT** use Purifier if cord is damaged or defective.
6. To protect against fire, electrical shock, and injury to persons, **DO NOT** immerse power cord or Purifier in water or liquid.
7. Keep out of reach of children.
8. Unplug from wall outlet and allow to cool completely before changing the lamp module.
9. **DO NOT** operate with a damaged cord or plug, after a malfunction, or if the Purifier has been damaged in any manner. Return to an authorized dealer or authorized service facility for examination, repair, or replacement.
10. Use **INDOORS** on a dry, level, well supported, stable surface. **DO NOT** use outdoors.
11. **DO NOT** place too near an edge of the supported surface where Purifier can be bumped or pulled down on someone.
12. **DO NOT** use appliance for other than intended use.
13. **DO NOT** move Purifier while it is operating.
14. **DO NOT** operate in a moving vehicle.



**CAUTION! RISK OF ELECTRICAL SHOCK**

DO NOT ATTEMPT TO DISASSEMBLE THIS UNIT AS IT MAY POSE AN ELECTRICAL HAZARD AND VOID ANY AND ALL WARRANTIES.

## INSTALLATION/OPERATION

Place purifier in the room where you spend the most time or close to source of odor.

Plug unit into a standard 120 volt wall outlet only. The unit is supplied with an extra long power cord to accommodate proper placement.

Turn “On/Off” switch to “On” position. Lamp module will illuminate.

For optimal treatment of air in your designated area, Purifier should be placed on a table, countertop, tall piece of furniture, or other flat, level, stable surface. Keep unit at least four inches away from wall for proper air flow.

To treat your entire home, set the fan switch on your heating/cooling system to ON rather than the AUTO position, open all interior doors and place unit so purified air flows into the air return vent.

The effect of activated oxygen on indoor air may vary according to atmospheric and/or environmental conditions such as altitude, humidity, air movement, severity of existing odor, house design and square footage. The correct size unit will leave the area smelling clean and fresh. If you still smell household odor, you may need a stronger lamp module.

Altitude: At higher altitudes the requirement for activated oxygen decreases.

Humidity: Higher humidity increases the requirement for activated oxygen.

## SPECIFICATIONS

	MIN. TREATMENT AREA	MAX. TREATMENT AREA
Small	150 SQ. FT.	350 SQ. FT.
Large	350 SQ. FT.	750 SQ. FT.
Multi-Room	750 SQ. FT.	1500 SQ. FT.

Ozone Output: Less than .04 ppm

UV Output: 8 micro watt per sq. centimeter

Ion Generation: Passive negative UV ions

Controls: On/Off switch

Dimensions: H 4”, W 12”, D 8.25”

Weight: 3 lbs.

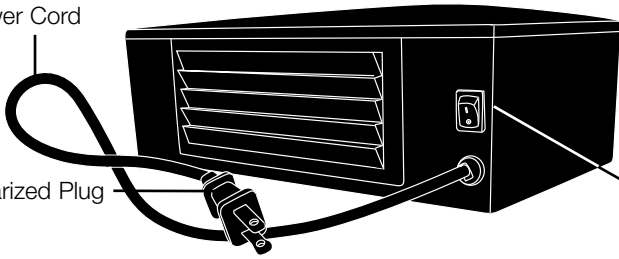
Material: ABS

Electrical Rating: 120 Volt, 60 Hz, 12 Watts, .1 Amp

Made with UL Listed Parts • Made in USA

Power Cord

Polarized Plug



Rear View


On/Off Switch

**Information Label**

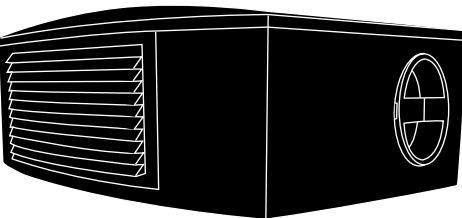
Serial number of unit, model, company identification, warning, service/warranty phone number and other information.



Bottom View



Front View



Right Side View

**Lamp Module**



**DO NOT** mistake the “gold flakes” on the module for dirt or prior use. This is a multi-metallic coating which acts as a catalyst in the production of superoxide ions.

## QUESTIONS & ANSWERS

Q: Does my Airwise need to run all the time?

A: No. While it can be allowed to run continuously, turning your unit on and off will not affect its life span. Use your Airwise as needed to reduce odors or enhance the quality of the air.

Q: Is there any maintenance required?

A: No. Simply replace the lamp module once a year.

Q: What about my clothes? Can I eliminate dry cleaning odors or smoke smell?

A: Yes. Place your unit in a closet with dry-cleaned or smoke-filled garments for one hour with the door closed.

Q: Does the technology help with pet odor?

A: Yes. It not only removes pet odors, but will drop particles out of the air (i.e., pet dander).

Q: Can my system be used for travel?

A: Yes. Many owners have an additional small room lamp module which is specially designed for use in hotel rooms, RVs and single rooms. The large room and multi-room lamp modules are used in homes, offices or other large areas.

## MAINTENANCE

Once each year you should replace the lamp module. Firmly grip lamp module and slide it out. Slide new lamp module in until it is flush with side of unit.

## TROUBLESHOOTING

If you suspect a problem, check the following:

- Unit is plugged in properly and turned on.
- The wall outlet is active.
- Lamp module correctly installed.



**CAUTION!** NO ATTEMPT SHOULD BE MADE TO REMOVE THE COVER OF PURIFIER, THIS COULD VOID THE WARRANTY. NO USER SERVICEABLE PARTS INSIDE.

## WHERE TO USE

- Homes & living areas
- Offices & stores
- Water/fire damaged areas
- Shoe repair stores
- New paint, wallpaper, paneling
- Odor cleanup
- Barbershops
- Doctors offices
- Day care centers
- Smoking areas
- Hair & nail salons
- Hotel rooms
- High pollen environments
- New carpet & furniture
- Kitchens
- Attics
- Laundry rooms
- Basements
- Photo labs
- “Sick” buildings & offices
- Hospitals, nursing homes
- Veterinary offices, kennels
- Printing businesses
- Locker rooms
- Carpet showrooms
- New cabinetry

## SERVICE

Please call the number on the bottom of Purifier if lamp does not illuminate.

## WARRANTY

Your Purifier has a three (3) year limited warranty from date of original purchase. Refer to page 8 for details. Complete and return warranty registration card within twenty days of purchase.



This product has been packaged in recycled material. Our goal is to provide the best possible packaging while ensuring the future of generations to come. We encourage you to dispose of this packaging responsibly.

# WARRANTY REGISTRATION CARD

---

Please fill out and return the enclosed registration card within twenty days of purchase. Returning this card will not affect warranty coverage, but may expedite the processing of a warranty claim. Returning this card is the only way to guarantee you will be notified of any issues that arise concerning this product. The additional information will also help us to develop new products that best meet your needs. Thank you!

## OWNER'S LIMITED WARRANTY

---

Airwise warrants, to the original purchaser, this product against defects in materials and workmanship excluding the replaceable lamp module, for a period of three (3) years from the date of purchase. The lamp module is warranted against defects in materials and workmanship for one (1) year prorated from the date of purchase. Defects or failures due to shipping/handling, improper use or maintenance, including abuse or neglect, normal wear, accidents, alterations or modifications, or unauthorized repair are specifically excluded from this warranty. No dealer, distributor, agent, representative, or other person is authorized to extend or expand this warranty.

Airwise is not responsible or liable for personal injury, property damage, or incidental or consequential damages arising out of, or in connection with, the use or performance of the product or other damages with respect to loss of use, or costs of removal, installation, or reinstallation.

Airwise will, at its option, replace or repair the defective part(s) without charge, provided they are returned, transportation prepaid by owner, to an authorized service facility or to the address below. Enclose a letter describing the problem, copy of dated proof of purchase, and your name, address and daytime telephone number.

This limited warranty does not guarantee uninterrupted service. Repair or replacement as provided under this warranty is the exclusive remedy of the purchaser. This limited warranty is in lieu of all other warranties, expressed or implied, including, but not limited to, any implied warranty of merchantability or fitness for a particular use or purpose. This warranty gives you specific legal rights and you may also have other rights which vary from state to state or province to province.

Outside the United States, a different warranty may apply. For details, please contact your authorized Airwise distributor.



3608 Parkway Blvd • Leesburg Florida 34748-9399  
(352)787-5008 • Fax (352)787-8123